



TEXTURE SPRAYERS

Graco's Complete Line of
Professional Texture Sprayers



PROVEN QUALITY. LEADING TECHNOLOGY.

THE MOST COMPLETE AND HIGHEST PERFORMING TEXTURE SPRAYER LINE

Experienced contractors know the difference. Graco professional texture sprayers are recognized as solid investments that perform reliably, year after year. Regardless of your texture application—decorative or smooth finishes, exterior or interior—Graco has a complete solution for you.

TRUST YOUR BUSINESS AND REPUTATION TO GRACO

Graco is committed to providing the highest quality texture airless sprayers available, backed by the industry's best warranty.

AMERICAN BUILT QUALITY SINCE 1926

100% factory-tested and field-proven Graco professional texture sprayers are designed, manufactured, and assembled in the USA with global components.

INDUSTRY-LEADING WARRANTY

Behind every Graco sprayer is the industry's strongest warranty. You may never use Graco's warranty—but if you do, we will be there.



GRACO-ONLY SOLUTIONS THAT KEEP YOU SPRAYING



THE LONGEST LASTING PUMPS EVER BUILT

- Longest life in the industry with Vortex™ rotating piston rod
- 6X more gallons sprayed between repacks
- Extends pump rod life by 3X—delivering the industry's lowest cost of ownership



STREAMLINE YOUR BUSINESS WITH BLUELINK™ SYSTEM

- Track every sprayer—exact location and hourly productivity
- Know job progress—ensure you're on time with needed materials
- Maximize uptime—set maintenance schedules, alerts, and jobsite notes

MAXFlo™ 2

PATENT PENDING

TRUE PACK-OUT PROTECTION

- Self-cleaning Vibra-Seal™ Technology provides more productivity
- Optimized fluid passageways for the heaviest coatings



THE EASIEST MAINTENANCE

- ProConnect™ 2—swap your pump in minutes with no tools
- Eliminates costly jobsite downtime
- QuikPak™—repack your pump in minutes

RotoFlex™

GRACO EXCLUSIVE

INNOVATIVE ONE-PIECE PUMP

- Flow-through design delivers smooth material flow
- Unmatched durability and lowest cost of ownership
- Exclusive FlexChange™ no-tools pump replacement system



SMARTSTART™ SYSTEM

- Automatically start and stop the pump and compressor
- Soft-start eliminates material blasts to ensure a quality finish
- Reduces noise and vibration while extending pump and compressor life

WideTex™

PATENT PENDING

WIDETEX™

- Delivers wide fan-spray pattern to finish faster
- Delivers the most consistent pattern
- Eliminates fatigue associated with circular gun movement

PressureBoost

GRACO EXCLUSIVE

PRESSURE BOOST TECHNOLOGY

- Exclusive pressurized hopper gun design
- 6X faster than traditional hopper guns
- The power of a large spray rig in the palm of your hand

GET THE INTERIOR AND EXTERIOR FINISH YOU WANT

With the widest selection of texture sprayers to choose from and a host of performance enhancing accessories, there is a TexSpray™ texture sprayer to help you complete your projects—no matter what finish you desire.

INTERIOR TEXTURE

EXTERIOR TEXTURE

								
COMMONLY USED MATERIALS	Celling Spray Textures Containing Polystyrene or Vermiculite Aggregate (Fine, Medium, Coarse)	All-Purpose Joint Compounds Lightweight Joint Compounds Wall and Ceiling Spray Textures	All-Purpose Joint Compounds Lightweight Joint Compounds Wall and Ceiling Spray Textures	All-Purpose Joint Compounds Lightweight Joint Compounds Wall and Ceiling Spray Textures	All-Purpose Joint Compounds Lightweight Joint Compounds Wall and Ceiling Spray Textures Skim Coat Materials Wall Surfacing Materials	Textured Acrylic Materials Textured Elastomeric Materials	Textured Acrylic Materials Used as the Final Coat in a Multilayered Wall System	Decorative and Anti-skid Deck Coatings
SPRAYER RECOMMENDATIONS	Gravity-Fed Hopper Gun ● FastFinish Hopper Gun ●●● RTX 1400 ●●● RTX 2000 ●●●● RTX 2500 ●●●●● RTX 5000 ●●●●●● GTX 2000 ●●●●● HTX 2030 ●●●●● 10:1 President ●●●●●	Gravity-Fed Hopper Gun ● FastFinish Hopper Gun ●●● RTX 1400 ●●● RTX 2000 ●●●● RTX 2500 ●●●●● RTX 5000 ●●●●●● GTX 2000 ●●●●● Mark IV ●●● Mark V ●●● Mark X 240 Volt ●●● 5900 HD ●●● 7900 HD ●●● HTX 2030 ●●● DutyMax GH 2300 ●●● DutyMax GH 3000 ●●●	Gravity-Fed Hopper Gun ● FastFinish Hopper Gun ●●● RTX 1400 ●●● RTX 2000 ●●●● RTX 2500 ●●●●● RTX 5000 ●●●●●● GTX 2000 ●●●●● Mark IV ●●● Mark V ●●● Mark X 240 Volt ●●● 5900 HD ●●● 7900 HD ●●● HTX 2030 ●●● DutyMax GH 2300 ●●● DutyMax GH 3000 ●●●	Gravity-Fed Hopper Gun ● FastFinish Hopper Gun ●●● RTX 1400 ●●● RTX 2000 ●●●● RTX 2500 ●●●●● RTX 5000 ●●●●●● GTX 2000 ●●●●● Mark IV ●●● Mark V ●●● Mark X 240 Volt ●●● 5900 HD ●●● 7900 HD ●●● HTX 2030 ●●● DutyMax GH 2300 ●●● DutyMax GH 3000 ●●●	Mark M ●●● Mark V ●●●● Mark X 240 Volt ●●●●● 5900 HD ●●●●● 7900 HD ●●●●● HTX 2030 ●●●●● DutyMax GH 2300 ●●●●● DutyMax GH 3000 ●●●●●	Gravity-Fed Hopper Gun ● FastFinish Hopper Gun ●●● RTX 1400 ●●● RTX 2000 ●●●● RTX 2500 ●●●●● RTX 5000 ●●●●●● GTX 2000 ●●●●● HTX 2030 ●●●●● 10:1 President ●●●●● Use with aggregate up to 2.5 mm	Gravity-Fed Hopper Gun ● FastFinish Hopper Gun ●●● RTX 1400 ●●● RTX 2000 ●●●● RTX 2500 ●●●●● RTX 5000 ●●●●●● GTX 2000 ●●●●● HTX 2030 ●●●●● 10:1 President ●●●●● Use with aggregate up to 2.5 mm	Gravity-Fed Hopper Gun ● FastFinish Hopper Gun ●●● RTX 1400 ●●● RTX 2000 ●●●● RTX 2500 ●●●●● RTX 5000 ●●●●●● GTX 2000 ●●●●● HTX 2030 ●●●●● 10:1 President ●●●●● Use with aggregate up to 2.5 mm
TEXTURE ACCESSORIES	WIDETEX KIT—246142 (RTX 1400, GTX 2000) SIPHON KIT—248112 (GTX 2000) AIR LINE KIT—248117 (GTX 2000)	WIDETEX KIT—246142 (RTX 1400, GTX 2000) SIPHON KIT—248112 (GTX 2000) AIR LINE KIT—248117 (GTX 2000) AIR ATOMIZER KIT—244223 (Mark M, Mark V, 5900 HD, 7900 HD) 25 GAL. HOPPER—287967 (Mark M, Mark V, Mark X 240 Volt, 5900 HD, 7900 HD, HTX 2030) 55 GAL. SIPHON SET—289663 (Mark X 240 Volt, 7900 HD)	WIDETEX KIT—246142 (RTX 1400, GTX 2000) SIPHON KIT—248112 (GTX 2000) AIR LINE KIT—248117 (GTX 2000) AIR ATOMIZER KIT—244223 (Mark M, Mark V, 5900 HD, 7900 HD) 25 GAL. HOPPER—287967 (Mark M, Mark V, Mark X 240 Volt, 5900 HD, 7900 HD, HTX 2030) 55 GAL. SIPHON SET—289663 (Mark X 240 Volt, 7900 HD)	AIR ATOMIZER KIT—244223 (Mark M, Mark V, 5900 HD, 7900 HD) 25 GAL. HOPPER—287967 (Mark M, Mark V, Mark X 240 Volt, 5900 HD, 7900 HD, HTX 2030) 55 GAL. SIPHON SET—289663 (Mark M, Mark V, 5900 HD, 7900 HD, HTX 2030) DutyMax GH 2300, DutyMax GH 3000	25 GAL. HOPPER—287967 (Mark M, Mark V, Mark X 240 Volt, 5900 HD, 7900 HD, HTX 2030) DutyMax GH 2300 55 GAL. SIPHON SET—289663 (Mark M, Mark V, Mark X 240 Volt, 5900 HD, 7900 HD, HTX 2030) DutyMax GH 2300, DutyMax GH 3000 HIGH PRESSURE PUMP KIT —248140 (HTX 2030)	HARDENED WIDETEX KIT —246143 (RTX 1400, GTX 2000) EXTERNAL AIR KIT—287328 (RTX 2000)	HARDENED WIDETEX KIT —246143 (RTX 1400, GTX 2000) EXTERNAL AIR KIT—287328 (RTX 2000)	HARDENED WIDETEX KIT —246143 (RTX 1400, GTX 2000) EXTERNAL AIR KIT—287328 (RTX 2000)

*User supplied air compressor and Air Atomizer Kit (Part # 244223) required for this application.

FINISH SMALL TEXTURE JOBS UP TO 6X FASTER

THE POWER OF A LARGE SPRAY RIG IN THE PALM OF YOUR HAND

Innovative system uses air to boost performance and deliver a superior spray finish.

HOLD 20 LBS OVER YOUR HEAD FOR ONE HOUR—OR JUST 10 MINUTES?



**Gravity-Fed
Hopper Gun**
1 HOUR

VS



**UP TO
6X
FASTER!**

**FastFinish Texture
Spray System**
10 MIN

ROOM REMODEL
700 sq ft knockdown application
14 gallons material

**See FastFinish
in action!**





HOW IT WORKS

- 1) Air enters gun
- 2) Adjustable Flow Control sends air to hopper
- 3) Air pushes down on material
- 4) Pressurized material and air mix, creating a texture finish

TEXSPRAY FASTFINISH

TEXSPRAY FASTFINISH TEXTURE SPRAY SYSTEM

Small and portable, FastFinish maximizes material and air flow—making it the ideal solution for smaller texture jobs.

TEXSPRAY FASTFINISH PRO TEXTURE SPRAY SYSTEM INCLUDES:



**FASTFINISH CF8 AIR
COMPRESSOR** (PATENT PENDING)
Powerful 9 cfm @ 40 psi
(Maximum pressure 60 psi)
• Better atomization and projection

Heavy-duty 2 HP AC Motor
• 120 V, 15 amp

Piston-Powered Tank-less Design
• 4X larger passageways deliver 30% more airflow
• Always ready to spray: no draining or maintenance

Light and Portable Cart Design
• One-person loading

**FASTFINISH
PRESSURE-BOOSTED
HOPPER GUN** (PATENT PENDING)

4 mm, 6 mm, 8 mm Nozzles
WideTex Fan Spray Kit

Sealed Hopper to keep material fresh
• Spray overhead and in tight spaces without spills

**3/8 IN X 50 FT
PREMIUM NON-MARKING
AIR HOSE**

SPRAYS ALL FINISHES:

- Acoustics
- Drywall mud
- Knockdown
- Splatter
- Orange peel
- Fine concrete overlays
- Deck coatings
- Fireproofing
- Waterproofing
- Deck coatings
- Much more



CHOOSE THE RIGHT SERIES OF TEXTURE SPRAYER

With a Graco air compressor built in, these air-assisted texture sprayers are complete "out-of-the-box" solutions that are built to make your work easier, faster, and more productive.

Only Graco is committed to professional texture contractors by offering the widest variety of texture solutions.

INTERIOR JOBS

STANDARD
INTERIOR SERIES



EVERYDAY RELIABILITY

Residential and Remodel Contractor

- Applying texture periodically
- Jobs are often smaller
- Need everyday reliability
- Don't need extra features

PRO INTERIOR
SERIES



WORK SMARTER, FINISH MORE JOBS

Large Residential and Commercial Interior Contractor

- Applying texture every day
- Tackle medium to large projects
- Moving frequently from job to job
- Need time-saving features to get on to the next job

EXTERIOR JOBS

PRO EXTERIOR
SERIES



FOR THE TOUGHEST JOBS

Large Commercial and Commercial Exterior Contractor

- Applying exterior texture finishes often
- Complete small, medium, and large jobs
- Need a powerful yet compact sprayer for a wide range of materials

PRODUCTIVITY

STANDARD INTERIOR SERIES	PRO INTERIOR SERIES	PRO INTERIOR SERIES	PRO INTERIOR SERIES	PRO EXTERIOR SERIES	PRO EXTERIOR SERIES
RTX 1400Si	RTX 2000Pi	RTX 2500Pi	RTX 5000Pi	RTX 5000Px	RTX 5500Px
1.4 GPM (5.3) 6.1 CFM (.17)	2.0 GPM (7.6) 6.1 CFM (.17)	2.5 GPM (8.5) 6.1 CFM (.17)	5.0 GPM (19) 8.6 CFM (.24)	5.0 GPM (19) 8.6 CFM (.24)	5.5 GPM (21) 9.1 CFM (.26)
INTERIOR JOBS			EXTERIOR JOBS		

Material Flow
Air Flow

RTX TEXTURE — RESIDENTIAL AND REMODEL

STANDARD
INTERIOR SERIES

RTX STANDARD INTERIOR SERIES

EVERYDAY RELIABILITY

RTX Standard Interior Series sprayers are designed for the residential and repaint contractor that demands everyday reliability.



GET THE JOB DONE QUICKLY

Jobsite-Proven RotoFlex II Pump

- 1.4 gpm output
- Innovative braided pump tube for longest life

33% MORE AIR FOR DEMANDING FINISHES

- High-Output 6.1 cfm Air Compressor
- High-output, maintenance-free design
 - Projects materials farther

IMPROVED POWER AND PERFORMANCE

- 120 V AC High-Output Electric Motor
- Optimized single-motor design operates air compressor and RotoFlex™ pump

IMPROVED HANDLING AND FLEXIBILITY

- Skip-Bond Material/Air Hose
- Both hoses are permanently bonded together for easy handling

ELIMINATE COSTLY DOWNTIME

- FlexChange Pump Section
- Swap your RotoFlex pump in seconds — no tools required

MAXIMUM CONTROL

- Adjustable Material Flow Control
- Quickly adjust material flow up or down with easy-to-read gauge

COMFORTABLE SPRAYING

- Lightweight Spray Gun
- Easy-to-use air and trigger adjustments in a durable, corrosion-resistant design

CONVENIENT STORAGE

- Adjustable Material Flow Control
- Onboard toolbox



RTX PRO INTERIOR SERIES

WORK SMARTER, FINISH MORE JOBS



Optimized texture systems perfect for contractors seeking time-saving features to increase productivity to get to the next jobsite faster.



RTX Pro Interior Series sprayers include:

- RotoFlex Pump
- High-Output Air Compressor
- FlexChange Pump Section



PLUS TRIGGER-ACTIVATED POWER SmartStart System

- Automatically start and stop the pump and compressor
- Soft-start eliminates material blasts to ensure a quality finish
- Reduces noise and vibration while extending pump and compressor life



TOTAL SPRAY CONTROL

Heavy-Duty Aluminum Trigger Gun

- Select prime mode at the gun with Integrated Prime Selector
- Spray more material longer with durable aluminum design and oversized passages

MORE AIR FOR DEMANDING FINISHES

Twin-Cylinder Air Compressor (5000psi only)

- High-output, maintenance-free design runs at lower RPM for longest life

INCREASE PRODUCTIVITY BY OVER 20%

WideTex Tips and Adapter

- Spray uniform, repeatable patterns with less material and pressure adjustment

IMPROVED HANDLING AND FLEXIBILITY

Skip-Bond Material/Air Hose

- Both hoses are permanently bonded together for easy handling



120 V MaxPower® Brushless DC Motor with 15/20 amp switch (RTX 5000psi only)



RTX PRO EXTERIOR SERIES

TACKLE EXTERIOR JOBS OF ALL SIZES

Ideal for large residential and commercial contractors needing a compact yet powerful texture sprayer capable of handling a wide variety of materials, such as synthetic stuccos, deck coatings, and more.

RTX Pro Exterior Series sprayers include:

- Heavy-Duty Material/Air Hose
- Eternal Air Input
- Hardened WideTex Tips

PLUS TRIGGER-ACTIVATED POWER SmartStart System

- Automatically start and stop the pump and compressor
- Soft-start eliminates material blasts to ensure a quality finish
- Reduces noise and vibration while extending pump and compressor life

MORE AIR FOR DEMANDING FINISHES

Twin-Cylinder Air Compressor

- High-output, maintenance-free design runs at lower RPM for longest life

INCREASE PRODUCTIVITY BY OVER 20%

WideTex with Hardened Tips and Adapter

- Spray uniform, repeatable patterns with less material and pressure adjustment
- 2X harder than Standard WideTex tips!

ADDED AIR CAPABILITY

External Air Input

- Allows external air to be used for demanding finishes

TOTAL SPRAY CONTROL

Heavy-Duty Aluminum Trigger Gun

- Select prime mode at the gun with Integrated Prime Selector
- Spray more material longer with durable aluminum design and oversized passages

IMPROVED HANDLING AND FLEXIBILITY

Heavy-Duty Material/Air Hose

- Both hoses are permanently bonded together for easy handling

240 V POWER OPTION

TexSpray RTX 5500x

- Connects to standard 220-240 V L6-30 receptacles (3 wire) on most distribution boxes or generators



HTX 2030 GAS MECHANICAL
TEXTURE SPRAYER
SPRAY THE MOST DEMANDING MATERIALS

The HTX 2030 is specifically engineered to spray nearly everything — from exterior smooth and aggregate coatings, elastomerics, acrylic coatings, drywall mud finishes, as well as paints and primers, with the available high-pressure MaxLife® Endurance™ Pump.



TIME-SAVING
PRODUCTION RATES

High-Output Texture Pump

- Pump aggregated materials up to 2.5 mm with extra large passages
- More uptime with no-tools hose connections at pump and gun
- Consistent, optimal performance with innovative foot valve soft seal



FULL-RANGE
FLOW CONTROL

PowerFlo™ Control System

- Remotely stops and starts material flow right at the pump
- Smooth, controlled material flow prevents pack-out conditions
- Soft start eliminates material blast to ensure finish quality

REDUCED PACK-OUT CONDITIONS

StraightThru™ Fluid Path

- Easily spray more demanding and aggressive aggregate materials

APPLICATORS FOR EVERY JOB

FreeFlo™ Inline Gun

- Maximum flow from oversized, unobstructed fluid passages

Trigger Gun Applicator

- One-handed trigger shutoff prevents material oozing
- Ideal for spraying EFS and synthetic stucco finish coats
- Consistent material coverage in either a round pattern or wide fan pattern

3 ft Pole Gun*


- Extended reach to minimize repositioning of lifts and ladders
- Spray in a wide fan pattern

FlexHead™ Pole Gun*

- Greater control in tight areas — on scaffolding and around architectural detail
- Spray in a wide fan pattern

TEXTURE APPLICATIONS

Interior and exterior texture finishes with aggregate size up to 2.5 mm



TexSpray HTX 2030 Complete

TexSpray HTX 2030 Complete

TEXSPRAY HTX GAS	PART #
TexSpray HTX 2030 Complete w/ FreeFlo Inline Gun	258740
TexSpray HTX 2030 Complete w/ Trigger Gun Applicator	278677
TexSpray HTX 2030 Complete Plus+ w/ FreeFlo Inline Gun	258741
TexSpray HTX 2030 Complete Plus+ w/ Trigger Gun Applicator	278678

AIR-POWERED TEXTURE SPRAYERS
HIGH-PERFORMANCE SOLUTIONS FOR
HEAVY-DUTY JOBS

Powered by your external air compressor, these air-powered texture solutions get the job done fast — whether coating a large interior surface or applying an exterior aggregate finish on a large commercial job.



GTX 2000EX

A highly portable texture system for both smooth materials and those with fine aggregates, the GTX 2000EX is the ideal solution for drywall muds, deck coatings, and exterior aggregate acrylic and elastomeric finishes.

TEXSPRAY GTX	PART #	GPM (LPM)
TexSpray GTX 2000ex	257030	4.0 (15.1)

JOB-SITE-PROVEN PERFORMANCE

Husky™ 1040 Double Diaphragm Pump

- Texture delivery rates to 4.0 gpm from durable, high-output 1-inch pump

DURABLE, USER-FRIENDLY
SPRAYING

Air Spray Heavy-Duty Trigger Gun

- Pump heavy mud mixes and larger aggregate with oversized fluid passages
- Quick nozzle changes with extra-coarse gun head threads

LONGER SPRAY TIME

Largest 17-Gallon Capacity Hopper

- Easy cleanup and removal with no tools

COMPLETE CONTROL

Separate Pump/Gun Air Controls

- Produce precise, consistent, and repeatable texture finishes

IMPROVED HANDLING AND
FLEXIBILITY

Skip-Bond Material/Air Hose

- Both hoses are permanently bonded together for easy handling
- Oversized grip with no-tools hose connection

MOISTURE BUILDUP ELIMINATED

Onboard Air Filtration

- Automatically filters air to keep your sprayer running at optimal performance

EASY SETUP AND OPERATION

EvenFlow® Valve

- Smooth, even material flow with air regulators and pressure gauges

CONSISTENT FINISH QUALITY

Relax-A-Valve (Carbon Steel Model Only)

- Eliminates the material blast and ensures a soft start with easy trigger pull

TIME-SAVING PRODUCTION RATIOS

High-Output Piston Pump

- Submerged foot valve ensures the pump is preloaded with material
- Texture delivery rates to 3.0 gpm (11 lpm) at 1000 psi (69 bar)
- Available in both carbon steel and stainless steel

MAINTENANCE-FREE DESIGN

Heavy-Duty Graco Air Motor

- Proven air motor delivers years of reliable, dependable operation

EASY DRUM MOUNTING

Convenient Drum Mount Setup

- Save space in your truck or on the job by mounting directly to material containers
- Use in open or closed head drums (carbon steel units)



PRESIDENT 10:1

The President 10:1 is the ideal solution when you need to pump from a drum. This proven sprayer is ideal for smooth to heavily aggregated materials containing silica sand, perlite, vermiculite, or polystyrene.

AIRLESS TEXTURE SPRAYERS NOT YOUR TYPICAL AIRLESS SPRAYER!

The TexSpray family of airless texture sprayers provides the jobsite flexibility you need with technologies no other airless sprayer can offer. ALL TexSpray airless texture sprayers are engineered for medium to high-viscosity coatings to deliver the best spraying performance and maximum productivity.

OPTIMIZED TO HANDLE THICK AND HEAVIER MATERIALS

- Larger particles pass easier
- Less material pack-out
- Less pressure drop
- Maximized productivity

LARGER INTERNAL PASSAGES FROM PUMP TO GUN

LIKE 3 UNITS IN 1:

- Paint: sprays the full range of paints and primers
- Heavy Coatings: Level 5, Drywall Mud, fireproofing, waterproofing, vapor-barrier, and more
- Decorative Texture: Orange Peel, Splatter, and Knockdown (with Air-Atomizer Kit)



AIRLESS TEXTURE SPRAYERS FOR EVERY JOBSITE

Graco offers three separate families of airless texture sprayers to provide power and size options to handle every jobsite condition so you can get the job done right, every time.

MARK

Electric-Powered

Ideal for Interior Finishes and Coatings

- Level 5, textured finishes with drywall mud, fire-stop, fireproofing, vapor barrier, duct sealant and, more



HD

Gas-Powered, Mechanical

Ideal for Exterior Coating Applications

- Elastomerics, waterproofing, vapor barriers, roof coatings, and other heavy exterior coatings



DUTYMAX

Gas-Powered, Hydraulic

Ideal for Exterior Coating Applications on the Biggest Jobs

- Elastomerics, drywall mud, waterproofing, vapor barriers, roof coatings, and other heavy coatings, duct sealant, and more
- Indoor and outdoor use—swap gas engine for electric motor in seconds (D4H 2300X Conversion Kit)



CHOOSE THE RIGHT SERIES OF AIRLESS TEXTURE SPRAYER FOR YOUR BUSINESS

Only Graco is committed to meeting the needs of professional contractors by offering three different series of airless texture sprayer models.



EVERYDAY RELIABILITY

Small Residential and Light Commercial Contractor

- Spraying multiple days a week
- Typically with jobs on the smaller side
- Demanding everyday reliability
- Don't need a lot of extra features



WORK SMARTER, FINISH MORE JOBS

Large Residential and Commercial Contractor

- Spraying every day
- Tackling medium-to-large projects
- Moving frequently from job to job
- Requiring features that save you time and get you to the next job site faster



BEYOND JOBSITE TOUCH

Large Commercial and Industrial Contractor

- Spraying continuously in less-than-ideal conditions
- Handling large, long-duration projects requiring large material volumes
- Keeping your equipment on-site in material
- Requiring extreme durability and reliability



BREAKTHROUGH ENDURANCE VORTEX MAXLIFE AND MAXLIFE EXTREME™ TECHNOLOGY

THE LONGEST LASTING PUMPS EVER BUILT



Endurance Chromex™ Pump
Lasts 2X longer than the next leading brand



Endurance Vortex MaxLife Pump
6X longer between repacks



Endurance Vortex MaxLife Extreme Pump
Extends pump rod life by 3X—delivering the industry's lowest cost of ownership




THE BEST JUST GOT BETTER VORTEX ROTATING PISTON TECHNOLOGY KEEPS YOU SPRAYING

Built with Graco exclusive EXTREMEROD that is an abrasion-resistant composite to deliver the most durable, hardest wear surface possible

6X more gallons sprayed between repacks—Extreme Composite extends pump rod life by 3X, delivering the industry's lowest cost of ownership



WEAR SURFACE
Delivers the longest pump life



VORTEX TECHNOLOGY
Rotating rod for extended life

HELICAL DESIGN
Delivers high-velocity flow to rotate pump rod as you spray

SPRAYS THE WIDEST RANGE OF COATINGS

- Oversized clearances for maximum performance
- Maximum flow with heavy materials



EASIEST SERVICE IN THE INDUSTRY

QuikPak Cartridge System

- Repack the entire pump in less than 2 minutes

ProConnect 2 Pump Replacement

- Pre-assembled modular replacement

QuikAccess™ Intake Foot Valve

- Clear debris faster with easy inlet ball access

MAXFLO 2 WITH PACK-OUT PROTECTION

- Self-cleaning Vibra-Seal Technology eliminates material buildup
- Continuous spraying with True Pack-Out Protection for more productivity
- Optimized fluid passageways for the heaviest coatings

QUIKPAK CARTRIDGE REPAIR SYSTEM

OLD WAY



VS



NEW WAY

Modular pre-oiled cartridge packings install correctly every time

REPACK YOUR PUMP IN MINUTES



1) Insert pre-oiled packing cartridge assembly



2) Remove disposable clip



3) Assemble pump

QuikPak available on TecSpray Sprayers.

INTRODUCING BLUELINK[®] (PATENT PENDING) THE REVOLUTIONARY JOB AND SPRAYER MANAGEMENT SYSTEM

BlueLink combines the power of a mobile app with Bluetooth[®]-enabled Graco sprayers to provide real-time jobsite and sprayer information to improve the way you manage your business.



PAINTERS ARE ABLE
TO MAXIMIZE UPTIME

HOSPITAL EXPANSION

BLUE-LINK

MANAGERS ARE ABLE TO
UNDERSTAND JOB PROGRESS

PAINTERS ON THE JOB

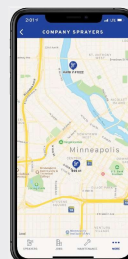
- Easily view live sprayer performance on your phone
- Enter daily job and maintenance notes
- Faster service from Graco

MANAGERS ON THE GO

- See where your sprayers are
- Know job productivity from anywhere
- Manage paint and supply deliveries for your crew
- Verify estimated profits with historical job data

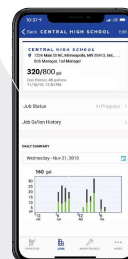
STREAMLINE YOUR BUSINESS

BlueLink connects the people and equipment that drive your business in a completely new way. Whether on the jobsite, at the office, or anywhere in between, BlueLink provides the critical information you need every day—including real-time jobsite access, instant maintenance alerts, on-demand productivity reports, and much more!



TRACK EVERY SPRAYER

- Know exact locations and hourly productivity
- Make fewer trips to jobsites



KNOW JOB PROGRESS

- On-demand productivity facts and reporting from anywhere
- Ensure you're on time with needed materials



MAXIMIZE UPTIME

- Set preventive maintenance schedules and receive alerts
- Ensure your sprayer is ready for every job



PERFECT FOR ANY COMPANY SIZE

- Streamline existing operations
- Owner-operators to large contractors



FASTER SERVICE AND SUPPORT

- Quick access to Graco product information and your nearby distributor
- Helpful application, maintenance, and parts resources



FLEXIBLE PLATFORM

- Available in 9 languages
- Available on Apple[®] and Android[®] devices

NO MONTHLY FEES

EXCEPT FOR THE INITIAL SETUP

Put BlueLink to work for
your business today

DOWNLOAD THE
BLUELINK APP NOW!



ELECTRIC AIRLESS — NEW RESIDENTIAL AND REPAIR

MARK STANDARD SERIES



Unmatched durability and performance, with the capability to handle the widest range of tip sizes, longer hose lengths and heavier coatings with ease.



THE MOST RELIABLE PUMP

- Lasts 2X longer than the next leading brand
- Long-life ceramic and stainless steel balls included for maximum versatility
- Faster cleaning with the QuikAccess intake foot valve

LESS PACK-OUT, MORE PRODUCTIVITY

- New MaxFlo 2 with Pack-Out Protection
- Self-cleaning Vibra-Seal Technology eliminates material buildup
- Continuous spraying with True Pack-Out Protection for more productivity
- Optimized fluid passageways for the heaviest coatings



PRECISION PRESSURE CONTROL

- New SmartControl 4.0 with ProGuard Protection System
- Lowest dead band at any pressure delivers a consistent spray fan without pressure fluctuation
- Prevents electrical damage from extreme jobsite power conditions
- WatchDog Pump Protection System automatically prevents pump damage if the material supply is too low

FAST CLEANING NOW EVEN FASTER

New FastFlush 2 System

- Clean the pump 6X faster using 1/2 the water
- High-velocity fluid flow delivered with 60% higher motor speed

GET MORE WORK DONE

Worry-Free MaxPower Motor

- Proven performance for all painting applications
- High-torque brushless design with a Lifetime Warranty
- Use longer cords, regardless of voltage fluctuations

THE LONGEST LASTING DRIVE

Precision Advantage Drive™

- Improved jobsite conditions with extremely quiet operation
- Lifetime warranty



STREAMLINE YOUR BUSINESS
BlueLink Job and Sprayer Management System

Ready to Work: complete with feature gun, 3/8 in x 50 ft Blue Max™ II hose, whip hose, and PAC-X SwitchTip

ELECTRIC AIRLESS — LARGE RESIDENTIAL AND COMMERCIAL



MARK PROCONTRACTOR™ SERIES

WORK SMARTER, FINISH MORE JOBS

Designed to deliver speed and performance so you can get to the next jobsite faster and increase your profits.



LONGER PUMP LIFE

New Endurance Vortex MaxLife Piston Pump

- Breakthrough Vortex Rotating Piston Technology Keeps You Spraying:
- Oversized passages for high-velocity flow to rotate piston for even wear
- Go 6X longer between repacks with innovative MaxLife coating
- Longest-life packings and piston rod
- Long Life ceramic and stainless steel balls included for maximum versatility



EASY HOSE MANAGEMENT

- Deploy and rewind up to 300 feet of hose in seconds
- No twisting, kinking, or coiling
- Use only the hose you need—the rest stays on the reel

ELIMINATE COSTLY DOWNTIME

ProConnect 2 Pump Replacement System

- Swap your pump in less than 1 minute—no tools, pins, or parts to lose

IMPROVED FILTRATION

- Crushproof Inlet Strainer
- Stands up to harsh impacts to maintain filtering and flow

Mark ProContractor Series sprayers also include all Standard Series features:

- NEW BlueLink Job and Sprayer Management System
- NEW SmartControl 4.0 with ProGuard
- NEW MaxFlo 2 with Pack-Out Protection
- NEW FastFlush 2
- Watchdog Pump Protection System
- Easy Out Filter Manifold
- Precision Advantage Drive
- MaxPower Motor
- Heavy-Duty Prime Valve
- Rugged, Durable Cart Design



STREAMLINE YOUR BUSINESS
BlueLink Job and Sprayer Management System

Ready to Work: complete with feature gun, 3/8 in x 50 ft Blue Max II hose, whip hose, and PAC-X SwitchTip

ELECTRIC AIRLESS — LARGE COMMERCIAL AND INDUSTRIAL

GAS AIRLESS — NEW RESIDENTIAL AND REPAIR

MARK IRONMAN SERIES

BEYOND JOBSITE TOUGH

IronMan Series electric sprayers are built to routinely handle the rugged demands of large commercial and industrial jobs—day in and day out.



THE LONGEST DURABILITY AND LIFE

New Endurance Vortex MaxLife Extreme Piston Pump

- Breakthrough Vortex Rotating Piston Technology Keeps You Spraying:
- Longest life packings and piston rod
 - 3X pump rod life
 - Maximum versatility no matter what you're spraying
 - Long-life ceramic and stainless steel balls included for maximum versatility



ELIMINATE COSTLY DOWNTIME

ProConnect 2 One-Part Pump Replacement System

- Swap your pump in less than 1 minute —no tools, pins, or parts to lose



NEVER HAVE A FLAT AGAIN

Flat Proof Tires

- No tire puncturing from nails, screws, or any sharp debris



Ready to Work: Complete with feature gun, 3/8 in x 50 ft blue Max II hose, whip hose, and PACE Switch tip

Mark IronMan Series sprayers also include all Standard Series features:

- NEW BlueLink Job and Sprayer Management System
- NEW SmartControl 4.0 with ProGuard
- NEW FastFlush 2
- NEW MaxFlo 2 with Pack-Out Protection
- Watchdog Pump Protection System
- Easy Out Filter Manifold
- Precision Advantage Drive
- MaxPower Motor
- Heavy-Duty Prime Valve
- Rugged, Durable Cart Design



STREAMLINE YOUR BUSINESS
BlueLink Job and Sprayer Management System



HD STANDARD SERIES

EVERYDAY RELIABILITY

Unmatched durability and performance, with the capability to handle the widest range of tip sizes, longer hose lengths, and heavier coatings with ease.



THE MOST RELIABLE PUMP

New Endurance Chromex Piston Pump

- Lasts 2X longer than the next leading brand
- Long-life ceramic and stainless steel balls included for maximum versatility
- Faster cleaning with the QuikAccess intake foot valve

LESS PACK-OUT, MORE PRODUCTIVITY

New MaxFlo 2 with Pack-Out Protection

- Self-cleaning Vibra-Seal Technology eliminates material buildup
- Continuous spraying with True Pack-Out Protection for more productivity
- Optimized fluid passageways for the heaviest coatings

CONSISTENT SPRAY FAN AND PRESSURE CONTROL

SmartControl 3.0

- Ideal for low overspray applications with the lowest dead band at any pressure

THE LONGEST LASTING DRIVE

Precision Advantage Drive

- The most durable, longest lasting drive in the industry
- Lifetime warranty

EASY MAINTENANCE AND LESS CLOGGING

Easy Out Pump Filter

- Easier filter cleaning and less mess with fewer tip clogs ensure a quality finish

RUGGED AND EASY TO MOVE

Durable Cart Design

- Withstands tough jobsite conditions while absorbing impacts and vibrations
- Easy hose storage with integrated hose wrap and telescoping handle
- Easy loading with built-in lift handles

RELIABLE, POWERFUL, AND EASY TO START

Honda Engines

- Oil Alert shuts down engine to prevent damage if oil level drops too low



All Texspray 7900 HD sprayers feature Graco's MaxLife Pump:

- Lasts 6X longer between repacks
- Features exclusive hardened MaxLife sleeve and rod
- Oversized clearances ensure minimal pressure drop

Ready to Work: Complete with feature gun, 3/8 in x 50 ft blue Max II hose, whip hose, and PACE Switch tip

GAS AIRLESS — LARGE RESIDENTIAL AND COMMERCIAL

HD W SERIES

WORK SMARTER, FINISH MORE JOBS

Designed to deliver speed and performance so you can get to the next jobsite faster and increase your profits.



HD IRONMAN SERIES

BEYOND JOBSITE TOUGH

IronMan Series sprayers are designed and built to handle the most brutal and demanding conditions—typically found on large commercial and industrial jobsites.



LONGER PUMP LIFE

New MaxLife Extreme Endurance Vortex Piston Pump

- Oversized passages for high-velocity flow to rotate piston for even wear
- Go 6X longer between repacks with innovative MaxLife coating
- Longest life packings and piston rod
- Long-life ceramic and stainless steel balls included for maximum versatility



ELIMINATE COSTLY DOWNTIME

ProConnect 2 One-Part Pump Replacement System

- Swap your pump in less than 1 minute —with no tools, pins, or parts to lose



PREVENT PUMP DAMAGE

WatchDog Pump Protection System

- Prevents dry pumping damage
- Automatically shuts pump down when paint runs out or if hose is damaged

HD ProContractor Series sprayers also include all Standard Series features:

- NEW MaxFlo 2 with Pack-Out Protection
- SmartControl 3.0
- Easy Out Filter Manifold
- Precision Advantage Drive
- Honda Engine
- Heavy-Duty Prime Valve
- Rugged, Durable Cart Design



Ready to Work: complete with feature gun, 3/8 in. 50 ft. Blue Max II hose, whip hose, and RAC-X SwitchTip



THE LONGEST DURABILITY AND LIFE

New MaxLife Extreme Endurance Vortex Piston Pump

Breakthrough Vortex Rotating Piston Technology:

- Oversized passages for high-velocity flow to rotate piston for even wear
- 3X pump rod life
- Longest life packings and piston rod
- Maximum versatility no matter what you're spraying
- Long-life ceramic and stainless steel balls included for maximum versatility



ELIMINATE COSTLY DOWNTIME

ProConnect 2 One-Part Pump Replacement System

- Swap your pump in less than 1 minute —no tools, pins, or parts to lose



NEVER HAVE A FLAT AGAIN

Flat Proof Tires

- No tire puncturing from nails, screws, or any sharp debris



Ready to Work: complete with feature gun, 3/8 in. 50 ft. Blue Max II hose, whip hose, and RAC-X SwitchTip

HYDRAULIC AIRLESS — SMALL RESIDENTIAL AND LIGHT COMMERCIAL

DUTYMAX™ STANDARD SERIES

EVERYDAY RELIABILITY



Graco's Standard Series of DutyMax hydraulic direct-immersion sprayers delivers durability and performance while easily handling the widest range of tip sizes, longer hose lengths, and heavier coatings.



THE MOST RELIABLE PUMP

Endurance Pump

- Lasts 2X longer than the next leading brand
- Better spraying performance and fast cleaning
- Long-life ceramic and stainless steel balls included for maximum versatility

LESS PACK-OUT, MORE PRODUCTIVITY

New MaxFlo 2 with Pack-Out Protection

- Self-cleaning Vibra-Seal Technology eliminates material buildup
- Continuous spraying with True Pack-Out Protection for more productivity
- Optimized fluid passageways for the heaviest coatings

EASY MAINTENANCE AND LESS CLOGGING

Easy Out Pump Filter

- Large filtering area for easier cleaning and fewer tip clogs ensure a quality finish
- Won't collapse or get stuck with inside out filtering process

INDOOR AND OUTDOOR USE

Honda Engine

- Quickly swap the gas engine for an electric motor in seconds—without tools!
- Available on DutyMax GH 2300i Convertible

REDUCED DOWNTIME

High-Capacity Cooling System

- Innovative design allows the pump to run cooler and more efficiently with extremely quiet operation
- Easier and more thorough fluid changes
- Reservoir cooling fins deflect more heat

MAINTENANCE-FREE HIGH-PRESSURE DUMPING CAPABILITY

Heavy-Duty Prime Valve

FINISH JOBS FASTER

High-Efficiency Hydraulic Motor

- Fast, responsive changeover
- Less maintenance and longer life with fewer moving parts
- 100% O-ring sealed fittings prevent leaks

RUGGED AND EASY TO MANEUVER

Durable Cart Design

- Withstands the tough jobsite conditions while absorbing impacts and vibrations
- Retractable handle doubles as coiled hose storage



Ready to Work: complete with texture gun, 3/8 in. 50 ft Blue Max II hose, whip hose, and PAC-X SwitchTip

HYDRAULIC AIRLESS — LARGE COMMERCIAL AND COMMERCIAL



DUTYMAX PROCONTRACTOR SERIES

WORK SMARTER, FINISH MORE JOBS

With features that enable you to work more efficiently, the ProContractor Series of DutyMax hydraulic airless sprayers delivers high speed and performance to help you get to the next job faster, saving you time and money.



EXTREME-DUTY MAXLIFE PUMP

Extreme-Duty MaxLife Pump delivers unmatched durability and life.

- Lasts 6X longer between repacks
- Exclusive MaxLife Sleeve
- Oversized clearances ensure minimal pressure drop and increased performance
- Both long-life ceramic and stainless steel ball sets included for maximum versatility no matter what you're spraying

EASY HOSE MANAGEMENT

QuickReel Hose Management System

- Deploy and rewind up to 300 feet of hose in seconds

- No twisting, kinking, or coiling

CRUSHPROOF INLET STRAINER

- Stands up to harsh impacts



ELIMINATE COSTLY DOWNTIME

ProConnect 2 One-Part Pump Replacement System

- Swap your pump in less than 1 minute —no tools, pins, or parts to lose
- Eliminates costly jobsite downtime

DutyMax ProContractor Series sprayers also include all Standard Series features:

- **NEW** MaxFlo 2 with Pack-Out Protection
- Easy Out Filter Manifold
- High-Efficiency Hydraulic Motor
- Heavy-Duty Prime Valve
- Rugged, Durable Cart Design
- High-Capacity Cooling System



Ready to Work: complete with texture gun, 3/8 in. 50 ft Blue Max II hose, whip hose, and PAC-X SwitchTip

TEXTURE ACCESSORIES

WORK FASTER AND MORE PRODUCTIVELY

From rugged guns and tips to hoses and hoppers, Graco's accessories let you customize your sprayer for maximum performance to help grow your business.



25-GALLON (95-LITER) TEXTURE HOPPER

This versatile large-capacity hopper connects directly to all siphon texture sprayers. It boosts your productivity by minimizing material refills, and it's easy to attach and maneuver throughout the jobsite. Part # 287987



AIR ATOMIZER KIT

Why limit what you can spray? The air atomizer kit attaches to the Heavy-Duty Texture Gun and the Flex Gun, allowing you to attach an air compressor to create decorative texture finishes such as orange peel, splatter, and knockdown. Part # 244223 (no hose)

TEXSPRAY RTX and GTX SPRAYERS				
GUNS	288629	RTX 650, RTX 1400x Air Spray Trigger Gun		
	288628	RTX 900/1250 Air Spray Trigger Gun		
	24S134	RTX 1500, 2000n, and 5000n Air Spray Trigger Gun with Threaded Connection		
	24S135	RTX 5000n+ and 5500n+ Air Spray Trigger Gun with Threaded Connection		
	25A452	Air Spray Trigger Gun with threaded hose connection replacement gun for Compact HP and GTX 2000x Series sprayers		
NOZZLES	For use on Pole Guns and FlexHead Guns (GTX only)			
	190943	3/16 in (5 mm) Nozzle	190945	5/16 in (8 mm) Nozzle
	190944	1/4 in (6 mm) Nozzle	190946	3/8 in (9.5 mm) Nozzle
	For use on RTX 650, 900, 1250 and Hopper Guns			
	234153	Spray Nozzle Kit—includes 1 each of 4 mm, 6 mm, 8 mm, and 12 mm nozzles		
	For use on RTX Heavy-Duty Texture Gun and GTX 2000 Series Guns			
	15C883	3 mm Nozzle	15C885	6 mm Nozzle
	15C884	4 mm Nozzle	15C886	8 mm Nozzle
	15C887	10 mm Nozzle		
	15C888	12 mm Nozzle		
HOSES	For use on RTX Heavy-Duty Texture Gun and GTX Heavy-Duty Texture Gun			
	24S142	WideTex Accessory Kit, 24S138 WideTex Tip, Hardened, W8, 6-Pack		
	24S143	WideTex Accessory Kit, Hardened 24S139 WideTex Tip, Hardened, W10, 6-Pack		
	24S136	WideTex Tip, Hardened, w4, 6-Pack 24S140 WideTex Tip, Hardened, W12, 6-Pack		
	24S137	WideTex Tip, Hardened, w6, 6-Pack 24S141 WideTex Tip, Hardened, WXL, 6-Pack		
	288622	RTX 650 Hose Clear Braided Hose Kit: 3/4 in x 20 ft (19 mm x 6 m) Fluid Hose		
	17J454	RTX 900, 1250, and 1400x Braided Hose Kit: 3/4 in x 25 ft (19 mm x 7.5 m) Fluid Hose and 3/8 in x 25 ft (9.5 mm x 7.5 m) Air Hose		
	RTX Standard Replacement Hose			
	17J454	Blue Translucent Hose Kit: 3/4 in x 25 ft (19 mm x 7.5 m)		17L004 Blue Translucent Hose Kit: 1-1/4 in x 25 ft (31.7 mm x 7.5 m)
	17J420	Blue Translucent Hose Kit: 1 in x 25 ft (25.4 mm x 7.5 m)		17L006 Blue Translucent Hose Kit: 1-1/4 in x 35 ft (31.7 mm x 10.7 m)
MISC	17L001	Blue Translucent Hose Kit: 1 in x 35 ft (25.4 mm x 10.7 m)		17L008 Blue Translucent Hose Kit: 1-1/4 in x 50 ft (31.7 mm x 15 m)
	17J421	Blue Translucent Hose Kit: 1 in x 50 ft (25.4 mm x 15 m)		
	RTX, GTX Heavy-Duty Hose			
	17L010	Blue Solid Heavy-Duty Hose Kit: 1 in x 10 ft (25.4 mm x 3 m) Whip		17L005 Blue Translucent Hose Kit: 1-1/4 in x 25 ft (31.7 mm x 7.5 m)
	17L000	Blue Solid Heavy-Duty Hose Kit: 1 in x 25 ft (25.4 mm x 7.5 m)		17L007 Blue Translucent Hose Kit: 1-1/4 in x 35 ft (31.7 mm x 10.7 m)
	17L001	Blue Solid Heavy-Duty Hose Kit: 1 in x 35 ft (25.4 mm x 10.7 m)		17L009 Blue Translucent Hose Kit: 1-1/4 in x 50 ft (31.7 mm x 15 m)
	17L003	Blue Solid Heavy-Duty Hose Kit: 1 in x 50 ft (25.4 mm x 15 m)		
	287314	RotoFlex HD Pump Hose: for use with RTX 1500, RTX 5000n, RTX 5000n+, RTX 5500n+		
	288623	RotoFlex II Pump Hose: for use with RTX 650, RTX 900, RTX 1250, RTX 1400x, RTX 2000n		
	287328	RTX 1500, 5000, and 5500 External Air Kit—connect a separate air compressor for increased atomization energy		
248112	GTX 2000 Series Siphon Kit: for pumping directly from your mix container			
248117	GTX 2000 Series Air Line Kit: for remote operation of the GTX 2000x Air Compressor			
248515	Sponge Ball Clean-Out Kit: for 1 in (25 mm) ID Hose, Qty 5			
151647	50 ft (15 m) 240 V Extension Cord for RTX 5500 and Mark X			

NOZZLE SELECTION GUIDE

NOZZLE SIZE	3 MM	4 MM	5 MM	6 MM	8 MM	9.5 MM	10 MM	11 MM	13 MM	14 MM
INTERIOR SMOOTH MATERIAL	Fine Finish Orange Peel Fog	Fine Finish Orange Peel Fog	Orange Peel, Small Splatter	Orange Peel, Small Splatter	Splatter, Small to Medium Knockdown	Acoustica/Popcorn, Splatter, Medium Knockdown	Acoustica/Popcorn, Large Knockdown	Acoustica/Popcorn, Large Knockdown	Acoustica/Popcorn, Large Knockdown	Acoustica/Popcorn, Large Knockdown
EXTERIOR AGGREGATE MATERIAL	up to 1.0 mm (maximum)	up to 1.25 mm (maximum)	up to 1.5 mm (maximum)	up to 2.5 mm (maximum)	up to 2.5 mm (maximum)	up to 2.5 mm (maximum)	up to 2.5 mm (maximum)	up to 2.5 mm (maximum)	up to 2.5 mm (maximum)	up to 2.5 mm (maximum)

*Nozzle size requirement could vary based on material viscosity, desired finish, production rate, and air settings.

MARK IV, MARK V, MARK X 240 V, 5900 HD, 7900 HD, DUTYMAX GH 2300 CONVERTIBLE, DUTYMAX GH 3000 SPRAYERS						
GUNS	246468	Flex Plus Gun	241705	Heavy-Duty Blue Texture Gun	245820	Inline Heavy-Duty Texture Gun
	241338	Heavy-Duty Blue Texture Gun Hose Kit with 531 RAC X SwitchTip 3/8 in x 50 ft (9.5 mm x 15 m) 3300 psi Hose, 1/4 in x 3 ft (25 mm x 0.9 m) 3300 psi Whip Hose, Couplers, and additional 427 RAC X SwitchTip				
HOSE KITS	289585	Inline Heavy-Duty Texture Gun Hose Kit with LX643 SwitchTip 1/2 in x 50 ft (13 mm x 15 m) 4000 psi Hose, 3/8 in x 12 ft (9.5 mm x 3.6 m) Whip Hose, Swivel, and Fittings				
	241338	25 Gallon (95 Liter) Texture Hopper directly connects to Mark IV, Mark V, Mark X 240 V, 5900 HD, 5900 Convertible, 7900 HD, DutyMax GH 2300 Convertible, DutyMax GH 3000				
HOPPER	243380	Cam-Lock Hose Adapter Connects the Texture Hopper to the GMAX II 7900, 1030 FC units, or HTX 2030 Sprayers				
	244052	Heavy-Duty Texture Gun Air Atomizer Kit with Air Hose (minimum air compressor rating of 15 cfm at 90 psi)				
	244223	Heavy-Duty Texture Gun Air Atomizer Kit without Air Hose (minimum air compressor rating of 15 cfm at 90 psi)				
	289669	55 Gallon Siphon Kit for Mark X 240 V, 7900 HD, DutyMax GH 2300 Convertible, DutyMax GH 3000				
MISC	151647	50 ft (15 m) Extension Cord for Mark X 240 V and RTX 5500				
	HTX 2030 COMPLETE, HTX 2030 COMPLETE PLUS+ GUNS					
GUNS AND NOZZLES	248327	FreeFlex Inline Gun with 4, 6, 8, 10 mm Nozzles, 18 and 30 Mesh Filters, RAC X 671 Tip and Guard				
	249944	Pole Gun 3 ft (1 m) with 6, 8, 9.5, 11, 13 mm Nozzles, Cap, Fine Finish Adapter				
	249945	Flex Head Gun with 6, 8, 9.5, 11, 13 mm Nozzles, Cap, Fine Finish Adapter				
	241705	Heavy-Duty Blue Texture Gun				
	249945	Flex Head Gun with 6, 8, 9.5, 11, 13 mm Nozzles, Cap, Fine Finish Adapter				
	FreeFlex Inline Gun					
	287227	Fine Finish Kit includes 3 mm, 6 mm, 8 mm, 9.5 mm Spray Discs, Retaining Nut, and Adapter				
	248888	3 mm Nozzle	248525	6 mm Nozzle	248527	10 mm Nozzle
	248524	4 mm Nozzle	248526	8 mm Nozzle		
	Pole And Flex Head Pole Guns					
HOSE NTS	16A443	5 mm Nozzle	16A446	9.5 mm Nozzle	16A449	14 mm Nozzle
	16A444	6 mm Nozzle	16A447	11 mm Nozzle	16A405	Cap, Nozzle—Medium
	16A445	8 mm Nozzle	16A448	13 mm Nozzle	16A421	Cap, Nozzle—Hard
	24B300	3/4 in x 50 ft (1.9 m x 15 m) Fluid Hose With Remote On/Off Switch				
PUMP KIT	178244	3/4 in x 100 ft (1.9 m x 30 m) Fluid Hose with Remote On/Off Switch				
	24B140	MaxLife Endurance High Pressure Pump Kit includes High-Pressure Lower, Heavy-Duty Texture Gun, 3/8 in x 50 ft Hose (9.5 mm x 15 m), 1/4 in x 3 ft (25 mm x 0.9 m) 3300 psi Whip Hose, and RAC X 643 SwitchTip				
MISC	287987	25 Gallon (95 Liter) Texture Hopper				
	243380	Cam-Lock Hose Adapter connects Texture Hopper to the HTX 2030 High-Output Texture Pump				
	24C414	Ball Valve Material Shutoff Kit				
PRESIDENT 10-1, 1030 FC SPRAYERS						
GUN HOSE	235490	10-1 President Air Spray Gun				
	235737	1030 FC Hose Kit 3/4 in x 50 ft (19 mm x 15 m) Fluid Hose, 1/2 in x 50 ft (13 mm x 15 m) Air Hose				
TEXSPRAY FASTFINISH SPRAYERS						
GUN HOSE	25D496	FastFinish Pressure-Boosted Hopper Gun		17V694	Nozzle Kit (4 mm, 6 mm, 8 mm) (FastFinish and G-TEX Guns only)	
	25D497	G-TEX Metal Bodied Gravity Gun		17V692	3/8 in x 50 ft Non-marking Air Hose	
	17V692	WideTex (w/ adapter, 4 mm, 6 mm, 8 mm tips) (FastFinish and G-TEX Guns only)		245924	Plastic-Bodied Gravity Hopper Gun	

TEXTURE SPRAYER SPECIFICATIONS



		TexSpray RTX 1400a	TexSpray RTX 2000a	TexSpray RTX 2500a	TexSpray RTX 5000a	TexSpray RTX 5000rx	TexSpray RTX 5500rx (40 V)	TexSpray GTX 2000ex	TexSpray FastFinish
PERFORMANCE	Max psi (bar)	70 (4.8)	70 (4.8)	100 (6.9)	100 (6.9)	100 (6.9)	100 (6.9)	120 (8.3)	N/A
	Max gpm (lpm)	1.4 (5.3)	2.0 (7.6)	2.5 (9.5)	5.0 (19)	5.0 (19)	5.5 (21)	4.0 (15.1)	N/A
COMPRESSOR	Motor	1.7 hp	1.7 hp	1.7 hp	2.0 hp	2.0 hp	2.0 hp	N/A	2.0 hp
	Compressor Air Output	6.1 cfm at 20 psi .17 m³/min	6.1 cfm at 20 psi .17 m³/min	6.1 cfm at 20 psi .17 m³/min	8.6 cfm at 20 psi .24 m³/min	8.6 cfm at 20 psi .24 m³/min	9.1 cfm at 20 psi .26 m³/min	User Supplied Air Compressor/Required Minimum Requirements: 12 cfm at 90 psi/3.3 m³/min	9.0 cfm at 40 psi .26 m³/min
INCLUDES	Gun	Lightweight Air Spray Trigger	Heavy-Duty Air Spray Trigger	Heavy-Duty Air Spray Trigger	Heavy-Duty Air Spray Trigger	Heavy-Duty Air Spray Trigger	Heavy-Duty Air Spray Trigger	Heavy-Duty Air Spray Trigger	FastFinish Pressure Boosted (Pro Model) G-TEX Gravity-Fed Gun Only
	Hose	3/4 in x 25 ft (19 mm x 7.5 m)	1 in x 25 ft (25.4 mm x 7.5 m)	1 in x 25 ft (25.4 mm x 7.5 m)	1 in x 25 ft (25.4 mm x 7.5 m)	1-1/4 in x 25 ft HD (32 mm x 7.5 m)	1-1/4 in x 25 ft HD (32 mm x 7.5 m)	1 in x 25 ft (25.4 mm x 7.5 m)	3/8 in x 50 ft Non-Marking Air Hose (Standard and Pro Models)
DIMENSIONS	Max Hose Length	25 ft (7.5 m)	50 ft (15.4 m)	75 ft (22.9)	100 ft (30 m)	120 ft (36 m)	100 ft (30 m)	100 ft (30 m)	150 ft (46 m)
	Tip	3 mm, 4 mm, 6 mm, 8 mm round nozzles	3 mm, 4 mm, 6 mm, 8 mm, 10 mm, 12 mm round nozzles	3 mm, 4 mm, 6 mm, 8 mm, 10 mm, 12 mm round nozzles	3 mm, 4 mm, 6 mm, 8 mm, 10 mm, 12 mm round nozzles	3 mm, 4 mm, 6 mm, 8 mm, 10 mm, 12 mm round nozzles	3 mm, 4 mm, 6 mm, 8 mm, 10 mm, 12 mm round nozzles	3 mm, 4 mm, 6 mm, 8 mm, 10 mm, 12 mm round nozzles	4 mm, 6 mm, 8 mm Nozzles
WEIGHT	Weight (lb (kg))	63 (28.5)	70 (31.7)	72 (32.6)	159 (72.1)	163 (73.9)	163 (73.9)	95 (43)	Air Compressor: 68 lbs (27) FastFinish Gun: 4.8 (2.2) G-TEX Gun: 4.1 (1.9)
	Dimensions	20W x 24L x 41 H in (51W x 61 L x 104 H cm)	22W x 24L x 41 H in (46W x 56 L x 104 H cm)	22W x 24L x 41 H in (46W x 56 L x 104 H cm)	23W x 30L x 41 H in (58W x 76 L x 104 H cm)	23W x 30L x 41 H in (58W x 76 L x 104 H cm)	23W x 30L x 41 H in (58W x 76 L x 104 H cm)	28W x 27 L x 40 H in (66W x 68 L x 102 H cm)	15W x 22 L x 37 H in (38W x 56 L x 94 H cm)
HOPPER	Hopper (gal (l))	10 (38)	13 (49)	15 (56)	15 (57)	15 (57)	15 (57)	17 (64)	FastFinish 1.5 gal G-TEX 2.0 gal
	Operation	3A3258	3A3258	3A3258	3A3265	3A3265	3A3265	313384	3A5542
REPAIR	Repair	3A3258	3A3258	3A3258	3A3265	3A3265	3A3265	313385	3A5542
TYPICAL APPLICATIONS	Material Sprayed	Simulated acoustic and drywall mud	Simulated acoustic and drywall mud	Simulated acoustic and drywall mud	Simulated acoustic and drywall mud	Simulated acoustic and drywall mud	Simulated acoustic and drywall mud	Simulated acoustic and drywall mud	Acoustic, acrylic, drywall mud, elastomeric, deck coatings, and some cement-based materials
	Surfaces	Residential and light commercial interiors	Residential and light commercial interiors	Residential and light commercial interiors	Residential and light commercial interiors	Residential and light commercial interiors	Residential and light commercial interiors	Residential and light commercial interiors	Residential and commercial interiors and exteriors
MODEL	Part Number	17H572	17H573	17U219	17H575	17H579	17H580	257030	FastFinish Pro Complete System 25D492 FastFinish Standard Complete System 25D494 FastFinish CTS Air Compressor Only 25D490 FastFinish Pressure-Boosted Gun Only 25D496 G-TEX Gravity-Fed Gun Only 25D497

		10:1 President
PERFORMANCE	Max psi (bar)	1000 (70)
	Max gpm (lpm)	3.0 (11)
COMPRESSOR	Motor	President Air
	Compressor Air Output	User Supplied Minimum Air Compressor Rating: 80 cfm at 90 psi for best results
INCLUDES	Gun	Heavy-Duty Air Spray
	Max Hose Length	200 ft (60.7 m)
DIMENSIONS	Nozzle	6 mm
	Weight lbs (kg)	43 (20) Pump Only
WEIGHT	Dimensions	5 L x 5 W x 57 H (18 W x 145 L cm)
	CS Models	306402
SST Models	SST Models	309469
TYPICAL APPLICATIONS	Materials Sprayed	Smooth to heavily aggregated textures with silica sand, perlite, vermiculite, and polystyrene; smooth, medium, coarse, and extra coarse grade
	Surfaces	Heavy-duty residential and commercial interiors and exteriors
MODEL	Part Number	Carbon Steel Complete – 225886 • Heavy-Duty Air Spray Gun • 6 mm Nozzle • 3/8 in x 25 ft (9.5 mm x 7.5 m) Air Hose • 3/4 in x 25 ft (19 mm x 7.5 m) High Pressure Material Hose • 1 in x 50 ft (25 mm x 15 m) High-Pressure Material Hose
	SST Bars	954088



		TexSpray HTX 2030 Complete	TexSpray HTX 2030 Complete Plus+
PART NUMBER	Part Number	258740	258741
	For Spraying	For exterior aggregate and smooth finishes as well as common interior texture finishes, such as orange peel, stipple, knockdown, and simulated acoustic.	For exterior aggregate and smooth finishes, as well as common interior texture finishes. Can also airlessly apply the wide range of heavier smooth coatings. Level 5, primers, and paints
INCLUDES:	High-Output Piston Texture Pump	✓	✓
	FreeTip Inline Gun	✓	✓
SPRAYER CONFIGURATIONS	Max Hose Length	3/4 in x 50 ft (19 mm x 15 m) Hose	✓
	55-Gallon Suction Set	✓	✓
FINE FINISH KIT	Fine Finish Kit with 1/8 in, 1/4 in, 5/16 in, and 3/8 in Nozzles	✓	✓
	4, 6, 8, 10 mm Nozzles	✓	✓
RAC X 671 Airless Tip	RAC X 671 Airless Tip	✓	✓
	MaxLife Endurance High Pressure Airless Pump	Optional (Pump Kit 24B140)	✓
HEAVY-DUTY TEXTURE GUN	Heavy-Duty Texture Gun	N/A	✓
	3/8 in x 50 ft (9.5 mm x 15 m) Blue Max II Hose and 3 ft (1 m) Whip Hose	N/A	✓
RAC X 643 Airless Tip	RAC X 643 Airless Tip	N/A	✓
HIGH-OUTPUT TEXTURE PUMP	High-Output Texture Pump	✓	With MaxLife Endurance High-Pressure Pump
	Maximum Tip Size	0.071	0.048
MAXIMUM GPM (lpm)	Maximum gpm (lpm)	3.0 (11)	3.0 (11)
	Maximum psi (bar)	1000 (70)	1000 (70)
HONDA ENGINE CC (hp at 3600 rpm)	Honda Engine cc (hp at 3600 rpm)	200 (6.5)	200 (6.5)
	Compressor	User-supplied air compressor required for some texture finishes. Minimum air compressor rating 25 cfm at 90 psi (708 lpm at 6.2 bar) for best results	User-supplied air compressor required for some texture finishes. Minimum air compressor rating 25 cfm at 90 psi (708 lpm at 6.2 bar) for best results
WEIGHT LBS (kg)	Weight lbs (kg)	155 (70)	155 (70)
	Weight lbs (kg)	155 (70)	150 (68)
PUMP:	Intake	QuickAccess	QuickAccess
	Rod	Hard Chrome	Hard Chrome
SLEEVE	Sleeve	Hard Chrome	Chromex
	Sleeve	Hard Chrome	MaxLife
PACKINGS	Packings	HD Poly	HD Poly
	Packings	HD Poly	V-Max Blue

TEXTURE SPRAYER SPECIFICATIONS

		TexSpray Mark IV	TexSpray Mark V
SPECIFICATIONS	Maximum Tip Size	0,033	0,039
	Maximum psi (bar)	3300 (227)	3300 (227)
	Maximum gpm (lpm)	1,10 (4,1)	1,35 (5,1)
	Motor/Engine	MaxPower 2,2 hp Brushless DC	MaxPower 2,8 hp Brushless DC
	Control	SmartControl 3,0	SmartControl 3,0
	Weight lb (kg)	108 (49)	135 (61)
	Compressor Air Output	Compressor and Air Atomizer Kit required for some texture finishes	Compressor and Air Atomizer Kit required for some texture finishes



		STANDARD	PROCONTRACTOR	STANDARD	PROCONTRACTOR	BRONMAN
MODEL	SERIES TYPE					
	Part Number	17E603	17E604	17E605	17E606 (Canada) 17E628	17E607
INCLUDES	Gun	FlexPlus	FlexPlus	Heavy-Duty Blue Texture	Heavy-Duty Blue Texture	Heavy-Duty Blue Texture
	Hose	3/8 in x 50 ft (9,5 mm x 15 m)	3/8 in x 50 ft (9,5 mm x 15 m)	3/8 in x 50 ft (9,5 mm x 15 m)	3/8 in x 50 ft (9,5 mm x 15 m)	3/8 in x 50 ft (9,5 mm x 15 m)
	Tip(s)	RAC X 425	RAC X 425	RAC X 427 and 531	RAC X 427 and 531	RAC X 427 and 531
	Filter	60 Mesh Easy Out	60 Mesh Easy Out	60 Mesh Easy Out	60 Mesh Easy Out	60 Mesh Easy Out
	Type	QuikChange System	ProConnect 2	QuikChange System	ProConnect 2	ProConnect 2
PUMP	Rod	Chromex	MaxLife	Chromex	MaxLife w/ Vortex	MaxLife Extreme w/ Vortex
	Sleeve	Hardened SST	MaxLife	Hardened SST	MaxLife	MaxLife
	MaxFlo 2	●	●	●	●	●
	QuikReel	—	QuikReel	—	QuikReel	—
ADDITIONAL SERIES FEATURES	FastFlush 2	FastFlush 2	FastFlush 2	FastFlush 2	FastFlush 2	FastFlush 2
	—	—	—	—	—	Flat Proof Tires
	WatchDog	WatchDog	WatchDog	WatchDog	WatchDog	WatchDog
	—	Crushproof Inlet Strainer	Crushproof Inlet Strainer	Crushproof Inlet Strainer	Crushproof Inlet Strainer	Crushproof Inlet Strainer
	Operation	332916	332916	332916	332916	332916
MANUAL	Parts	332918	332918	332918	332918	332918
TYPICAL APPLICATIONS	Materials Sprayed	Oil-based coatings, enamels, latex, block-fillers, elastomerics, epoxies, drywall mud, and other high-build materials	Oil-based coatings, enamels, latex, block-fillers, elastomerics, epoxies, drywall mud, and other high-build materials	Oil-based coatings, enamels, latex, block-fillers, elastomerics, epoxies, drywall mud, and other high-build materials	Oil-based coatings, enamels, latex, block-fillers, elastomerics, epoxies, drywall mud, and other high-build materials	Oil-based coatings, enamels, latex, block-fillers, elastomerics, epoxies, drywall mud, and other high-build materials
	Surfaces	Medium to large residential and commercial interiors and exteriors	Medium to large residential and commercial interiors and exteriors	Medium to large residential and commercial interiors and exteriors	Medium to large residential and commercial interiors and exteriors	Large commercial and industrial interiors and exteriors

		TexSpray Mark X 240 V
SPECIFICATIONS	Maximum Tip Size	0,045
	Maximum psi (bar)	3300 (227)
	Maximum gpm (lpm)	2,10 (7,9)
	Motor/Engine	MaxPower 4,0 hp Brushless DC
	Control	SmartControl 3,0
	Weight lb (kg)	142 (64)
	Compressor Air Output	Compressor and Air Atomizer Kit required for some texture finishes



		STANDARD	PROCONTRACTOR
MODEL	SERIES TYPE		
	Part Number	17E608	17E609
INCLUDES	Gun	Heavy-Duty In-Line Texture	Heavy-Duty In-Line Texture
	Hose	1/2 in x 50 ft (13 mm x 15 m)	1/2 in x 50 ft (13 mm x 30 m)
	Tip(s)	LTXS31 and LTX541	LTXS31 and LTX541
	Filter	60 Mesh Easy Out	60 Mesh Easy Out
	Type	QuikChange System	ProConnect 2
PUMP	Rod	Chromex	MaxLife w/ Vortex
	Sleeve	Hardened SST	MaxLife
	MaxFlo 2	●	●
	QuikReel	—	QuikReel
ADDITIONAL SERIES FEATURES	FastFlush 2	FastFlush 2	FastFlush 2
	—	—	Flat Proof Tires
	WatchDog	WatchDog	WatchDog
	—	Crushproof Inlet Strainer	Crushproof Inlet Strainer
	Operation	332916	332916
MANUAL	Parts	332918	332918
TYPICAL APPLICATIONS	Materials Sprayed	Oil-based coatings, enamels, latex, block-fillers, elastomerics, epoxies, drywall mud, and other high-build materials	Oil-based coatings, enamels, latex, block-fillers, elastomerics, epoxies, drywall mud, and other high-build materials
	Surfaces	Large residential and commercial interiors and exteriors	Large residential and commercial interiors and exteriors

TEXTURE SPRAYER SPECIFICATIONS

		TexSpray 5900 HD	TexSpray 7900 HD
SPECIFICATIONS	Maximum Tip Size	0,043	0,048
	Maximum psi (bar)	3300 (227)	3300 (227)
	Maximum gpm (lpm)	1,60 (6,0)	2,20 (8,3)
	Motor/Engine	200 cc (6,5 hp)	Honda 200 cc (6,5 hp)
	Control	SmartControl 3.0	SmartControl 3.0
	Weight lb (kg)	147 (67)	159 (72)
Compressor Air Output		Compressor and Air Atomizer Kit required for some texture finishes	



		STANDARD	PROCONTRACTOR	STANDARD	PROCONTRACTOR	IRONMAN
MODEL	Part Number	17E839	17E840	17E841	17E842	17E843
	BlueLink	●	●	●	●	●
INCLUDES	Gun	Heavy-Duty Blue Texture	Heavy-Duty Blue Texture	Heavy-Duty Blue Texture	Heavy-Duty Blue Texture	Heavy-Duty Blue Texture
	Hose	3/8 in x 50 ft (9,5 mm x 15 m)	3/8 in x 50 ft (9,5 mm x 15 m)	3/8 in x 50 ft (9,5 mm x 15 m)	3/8 in x 50 ft (9,5 mm x 15 m)	3/8 in x 50 ft (9,5 mm x 15 m)
	Tip(s)	LTX427 and LTX531	LTX427 and LTX531	LTX427 and LTX531	LTX427 and LTX531	LTX427 and LTX531
	Filter	60 Mesh Easy Out	60 Mesh Easy Out	60 Mesh Easy Out	60 Mesh Easy Out	60 Mesh Easy Out
PUMP	Type	QuickChange System	ProConnect 2	QuickChange System	ProConnect 2	ProConnect 2
	Rod	Chromex	MaxLife w/Vortex	MaxLife	MaxLife w/Vortex	MaxLife Extreme w/Vortex
	Sleeve	Hardened SST	MaxLife	MaxLife	MaxLife	MaxLife
	MaxFlo 2	●	●	●	●	●
ADDITIONAL SERIES FEATURES		—	QuickReel	—	QuickReel	—
		—	Crushproof Inlet Strainer	—	Crushproof Inlet Strainer	Crushproof Inlet Strainer
		—	LED Display	—	LED Display	LED Display
		—	WatchDog	—	WatchDog	WatchDog
		—	—	—	—	Flat Proof Tires
MANUAL	Operation	332919	332919	332919	332919	332919
	Parts	332921	332921	332921	332921	332921
TYPICAL APPLICATIONS	Materials Sprayed	Oil-based coatings, enamels, latex, block-fillers, elastomerics, epoxies, drywall mud, other high-build materials	Oil-based coatings, enamels, latex, block-fillers, elastomerics, epoxies, drywall mud, other high-build materials	Oil-based coatings, enamels, latex, block-fillers, elastomerics, epoxies, drywall mud, other high-build materials	Oil-based coatings, enamels, latex, block-fillers, elastomerics, epoxies, drywall mud, other high-build materials	Oil-based coatings, enamels, latex, block-fillers, elastomerics, epoxies, drywall mud, other high-build materials
	Surfaces	Medium to large residential and commercial interiors and exteriors	Medium to large residential and commercial interiors and exteriors	Large residential and commercial interiors and exteriors	Large residential and commercial interiors and exteriors	Large commercial and industrial interiors and exteriors

		TexSpray DutyMax GH 2300i Convertible	TexSpray DutyMax GH 3000i
SPECIFICATIONS	Maximum Tip Size	0,053	0,057
	Maximum psi (bar)	3300 (227)	3300 (227)
	Maximum gpm (lpm)	2,35 (8,9)	3,0 (11,4)
	Motor/Engine	Honda 200 cc (6,5 hp)	Honda 270 cc (9,0 hp)
	Control	—	—
	Weight lb (kg)	203 (92)	218 (99)
Compressor Air Output		Compressor and Air Atomizer Kit required for some texture finishes	



		STANDARD	PROCONTRACTOR	STANDARD	PROCONTRACTOR
MODEL	Part Number	24W943 Gas Only 24W944 Gas and 120 V Electric (non-CSA) 24W945 Gas and 120 V Electric (CSA)	24W962 Gas Only 24W963 Gas and 120 V Electric (non-CSA) 24W964 Gas and 120 V Electric (CSA) 17G592 Diesel Only	24W967	24W968
	BlueLink	●	●	●	●
INCLUDES	Gun	Heavy-Duty Texture	Heavy-Duty Texture	Heavy-Duty Inline	Heavy-Duty Inline
	Hose	3/8 in x 50 ft (9,5 mm x 15 m) Blue Max II Airless 1/4 in x 3 ft (6,4 mm x 0,9 m) Blue Max II Whip Hose	3/8 in x 100 ft (9,5 mm x 30 m) Blue Max II Airless 1/4 in x 3 ft (6,4 mm x 0,9 m) Blue Max II Whip Hose	1/2 in x 50 ft (13 mm x 15 m) Blue Max II Airless 3/8 in x 10 ft (9,5 mm x 0,9 m) Blue Max II Whip Hose	1/2 in x 50 ft (13 mm x 15 m) Blue Max II Airless 3/8 in x 10 ft (9,5 mm x 0,9 m) Blue Max II Whip Hose
	Tip(s)	LTX427 and LTX531	LTX427 and LTX531	LTX643 and WR1239	LTX643 and WR1239
	Filter	60 Mesh Easy Out	60 Mesh Easy Out	60 Mesh Easy Out	60 Mesh Easy Out
PUMP	Type	QuickChange System	ProConnect 2	QuickChange System	ProConnect 2
	Rod	Hard Chrome	Hard Chrome	Hard Chrome	Hard Chrome
	Sleeve	Hardened SST	MaxLife	Hardened SST	MaxLife
	MaxFlo 2	●	●	●	●
ADDITIONAL SERIES FEATURES		—	QuickReel	—	QuickReel
		—	Crushproof Inlet Strainer	—	Crushproof Inlet Strainer
		—	—	—	—
		—	—	—	—
		—	—	—	—
TYPICAL APPLICATIONS	Materials Sprayed	Oil-based coatings, enamels, latex, block-fillers, elastomerics, epoxies, drywall mud, and other high-build materials	Oil-based coatings, enamels, latex, block-fillers, elastomerics, epoxies, drywall mud, and other high-build materials	Oil-based coatings, enamels, latex, block-fillers, elastomerics, epoxies, drywall mud, and other high-build materials	Oil-based coatings, enamels, latex, block-fillers, elastomerics, epoxies, drywall mud, and other high-build materials
	Surfaces	Medium to large residential and commercial interiors and exteriors	Medium to large residential and commercial interiors and exteriors	Medium to large residential and commercial interiors and exteriors	Medium to large residential and commercial interiors and exteriors



Every Graco purchase comes
with A+ Customer Service.

Questions?
+61 3 9468 8500

For more information visit graco.com

©2019 Graco Inc., 344382 Rev. A 1/19. All written and visual data contained in this document are based on the latest product information available at the time of publication. Graco reserves the right to make changes at any time without notice. Trademarks are referenced herein for identification purposes only. All trademarks are the property of their respective owners. Product covered by issued and pending patents, see graco.com/us/en/patents